




INNOVATIONS FOR LIVING®



VentSure® 4-Foot Strip
Heat & Moisture Ridge Vents
with Weather PROtector® Moisture Barrier

New!

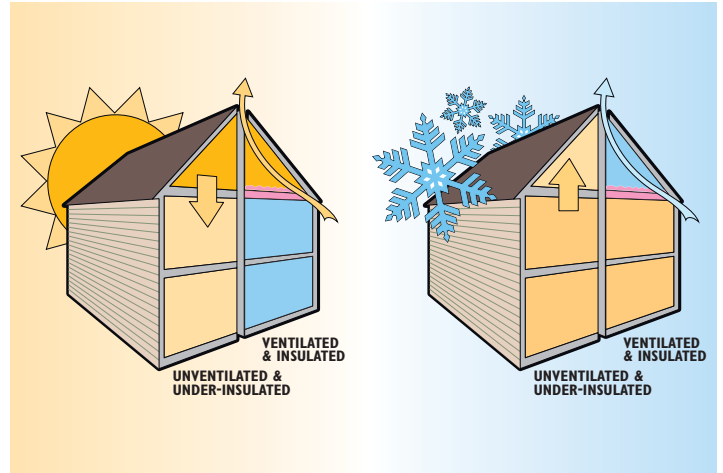


18
sq. in. per ft.

Release heat and moisture. Increase roof durability.

Ventilation is essential to keeping roofs looking and performing their best. Without proper ventilation, excessive heat and moisture can get trapped in the attic, causing damage to your home. A properly ventilated attic gives trapped heat and moisture an escape route—resulting in improved home energy efficiency—and maximizes the performance of the shingles.

New VentSure® 4-Foot Strip *Heat & Moisture Ridge Vents* work with undereave soffit vents to help improve the flow of cool, dry air upward through the attic. The result is maximum roof deck protection. *VentSure* 4' Strip Ridge Vents are flexible enough to conform to virtually any roof slope for a more attractive ridgeline. Plus, their unique baffle design and Weather PROtector® moisture barrier ensure superior performance.



Proper insulation and ventilation minimize the temperature differential between the attic and the air outside, helping reduce energy costs.



External baffle design helps deflect wind-driven rain and snow

Bends to create a more uniform ridgeline

Helps avoid the collection of pine needles, leaves or similar debris

Filter provides added protection during wind-driven rain and snowstorms

Allows heat and moisture to escape the attic

Works with undereave vents to keep fresh air flowing through the roof

New

VentSure® 4-Foot Strip Ridge Vents Provide:

- **Outstanding performance** – Net free vent area* of 18 sq. in. per lineal foot.
- **Exceptional weather protection** – The baffle and *Weather PROtector* moisture barrier help protect against weather infiltration. Unique flat baffle design improves airflow by keeping leaves, pine needles or similar debris from impacting the performance of the vent.
- **Maximum versatility** – Patent-pending corrugated ridge design and interlocking feature allow for additional flexibility and strength to accommodate virtually any roof pitch, resulting in a strong uniform ridgeline.
- **Increased roof durability** – Proper ventilation helps maximize the performance of the entire roof system.

* Net free vent area = area of vents that is open to unrestricted airflow. As a general rule, 1 sq. ft. of net free vent area per 300 sq. ft. of attic space or area to be vented is recommended.



Whether your roof pitch is low or steep, new *VentSure 4' Strip Ridge Vents* easily bend to create a more uniform ridgeline.



VentSure® 4' Strip Ridge Vent



Leading Competitor Product

Unlike competitive products, *VentSure 4' Strip Ridge Vents* feature a unique baffle design that improves airflow by preventing the collection of debris in the louver structure.

Get the job done with less

1 box of 10 VentSure® 4' Strip Ridge Vents **vs.** **14** standard roof vents at 50 sq. in. of net free vent area per vent



Balanced Ventilation Requirements

Based on 1/300 rule (1 sq. ft. of net free vent area for every 300 sq. ft. of attic floor space)

Total Attic Sq. Ft.	Recommended Length of VentSure® 4' Strip Ridge Vent	Minimum Intake Ventilation (Net Free Vent Area in Sq. In.)
1,400	18	336
1,800	24	432
2,200	29	528
2,600	34	624
3,000	40	720
3,400	45	816

NOTE: Assumes a balanced ventilation system. A balanced ventilation system has 50 percent of required ventilation area provided by the ridge vents and the remaining 50 percent provided by the under-eave vents.

VentSure® 4-Foot Strip Ridge Vents with Weather PROtector® moisture barrier Product Specifications


	8" vent	10" vent
Net Free Vent Area	18 sq in. per lineal ft.	18 sq in. per lineal ft.
Overall Width	11.43"	13.28"
Length	48"	48"
Height	1"	1"
Shingle-Over Width	8"	10"
Allowable Roof Pitch	3/12 to 16/12***	3/12 to 16/12***

Product Attributes

Warranty Length**

20-Year Limited

Denver service area only available in 10". An alternative 12" is also available. See alternative product literature for product details.




** See actual warranty for complete details, limitations and requirements.

*** See installation instructions for complete details.

The essentials for a healthy roofing system.

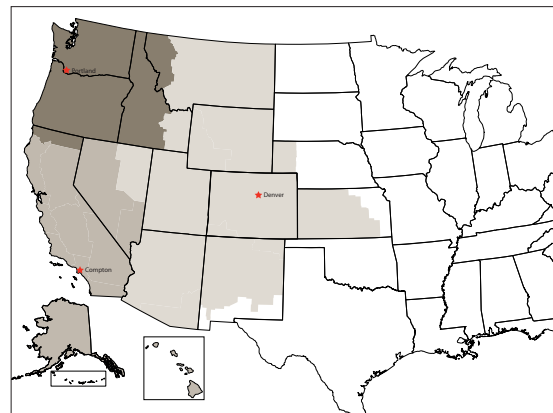
It takes more than just shingles to create a high-performance roof. It requires a system of products working together. Owens Corning™ Roofing Essentials™ Accessory Products work with our shingles to make up a roofing system that helps provide maximum durability for your roof. And the most protection for your home.

- a** **VentSure® Ventilation Products.** Help protect a roof from premature failure by helping remove heat and moisture from the attic. 
- b** **PINK FIBERGLAS™ Blown-In Insulation.** Tiny air pockets trapped in the insulation resist the passage of heat flow.
- c** **Owens Corning™ Hip & Ridge Shingles.** Help protect the ridge vent and add an attractive, finished look to a roof's hips and ridges.
- d** **Owens Corning™ Shingles.** Add durable beauty to a home. Shingles are the first line of defense against the elements.
- e** **Owens Corning™ Underlayment Products.** Add an extra layer of protection between the shingles and the roof deck to help prevent damage from wind-driven rain.
- f** **WeatherLock® Self-Sealing Ice & Water Barrier Products.** Help guard vulnerable areas where water can do the most damage to a roof: eaves, valleys, dormers and skylights.
- g** **Owens Corning™ Starter Shingle Products.** The first step in the proper installation of shingles.
- h** **RapidFlow® Gutter Drainage Protection.** Keeps leaves and other debris from clogging gutters, while allowing water to flow freely off of the roof and through gutters.
- i** **Undereave Ventilation Products.** Help prevent moisture buildup in the attic by working with ridge vents to keep air moving.



- As a home's energy efficiency increases with a complete Owens Corning™ Roofing System—including proper ventilation and insulation—its carbon footprint decreases.
- Ventilation and insulation prevent heat and moisture from building up in the attic which can lead to premature roof damage. This maximizes the performance of the shingles and, ultimately, the home's durability.

Visit www.roofing.owenscorning.com for more information.



	Compton	Portland	Denver
8" with Weather PROtector® Moisture Barrier	•	•	
10" with Weather PROtector® Moisture Barrier	•	•	•
12" with Weather PROtector® Moisture Barrier*			•

*See alternative product literature for product details.



OWENS CORNING ROOFING AND ASPHALT, LLC
 ONE OWENS CORNING PARKWAY
 TOLEDO, OHIO, USA 43659

1-800-GET-PINK®
www.roofing.owenscorning.com



Pub. No. 10011650-A. Printed in U.S.A. January 2010. THE PINK PANTHER™ & © 1964–2010 Metro-Goldwyn-Mayer Studios Inc. All Rights Reserved. The color PINK is a registered trademark of Owens Corning. ©2010 Owens Corning.

(Compton, Denver, Portland)